

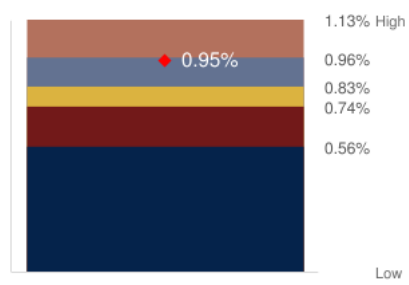
Defined Contribution Plan Fee Benchmarking Report



Client's Name: Joe Sponsor
Prepared by: Fred Advisor
 Phone: (404) 555-5555, Email: fred.advisor@yourfirm.com
Plan Size: \$26-50 Million
Industry: Finance, insurance and real estate

What is your Total Plan Cost (in basis points)?

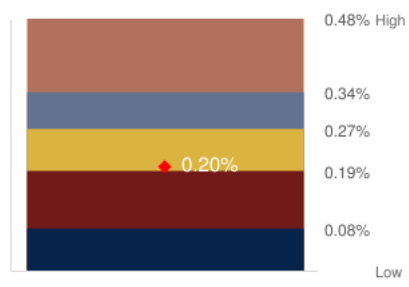
- Your Answer
- 5th Percentile
- 25th Percentile
- 50th Percentile
- 75th Percentile
- 95th Percentile



The total cost of the plan includes all fees paid by the plan, the participant and/ or the plan sponsor. This includes: fees from underlying investments, explicit fees on top of investment fees, other fees collected by plan service providers, fees for ancillary participant (including managed account and SDA account services), and fee 'treatments' (flow of revenue sharing for participant credit, and utilization of ERISA spending account credit).

What is your Total Recordkeeper Cost?

- Your Answer
- 5th Percentile
- 25th Percentile
- 50th Percentile
- 75th Percentile
- 95th Percentile

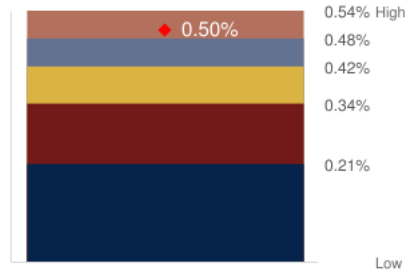


The amount of money collected by the recordkeeper for delivery of services from all sources (wrap fees, revenue and fees charged to the plan sponsor).

Client's Name: Joe Sponsor
Prepared by: Fred Advisor
 Phone: (404) 555-5555, Email: fred.advisor@yourfirm.com

What is your Total Money Manager Cost (in basis points)?

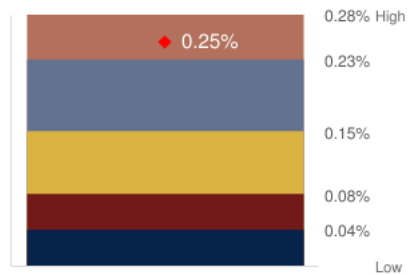
- Your Answer
- 5th Percentile
- 25th Percentile
- 50th Percentile
- 75th Percentile
- 95th Percentile



The amount of the total expense ratio going to the money manager on a net basis after all revenue shares and other fund expenses are debited from the investment options expense ratio (Total Expense Ratio - Revenue Sharing - Fund Operating Costs). The comparison total money manager cost in this tool is an aggregate average of the database, by plan size and may include all types of investment options.

What is your Total Advisor/Consultant Cost (in basis points)?

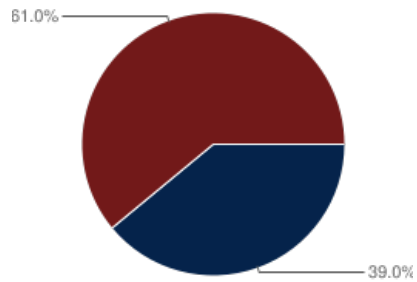
- Your Answer
- 5th Percentile
- 25th Percentile
- 50th Percentile
- 75th Percentile
- 95th Percentile



This represents the total compensation paid to the advisor or consultant for a plan of this size regardless of source (investments or plan sponsor).

Do you use an ERISA spending account?

- Yes
- No



ERISA Spending Accounts are defined as Plans whose bundled recordkeeper has returned monies collected in excess of revenue needs to the plan for use on plan related expenses AND Plans where all plan generated revenue is credited to the trust, from which service provider fees are paid.

Client's Name: Joe Sponsor

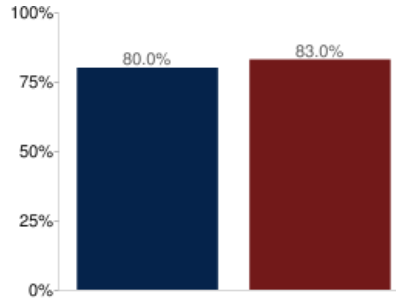
Prepared by: Fred Advisor

Phone: (404) 555-5555, Email: fred.advisor@yourfirm.com

Plan Participation Rate (%)

■ Your Answer

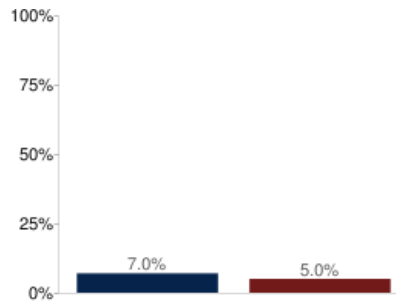
■ Industry: Finance, insurance and real estate



Median Employee Deferral Rate (%)

■ Your Answer

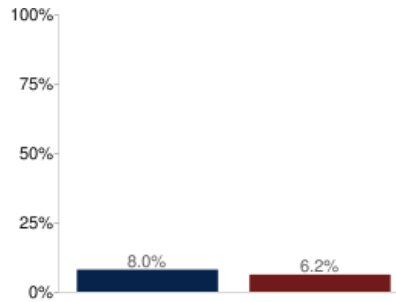
■ Industry: Finance, insurance and real estate



Average Employee Deferral Rate (%)

■ Your Answer

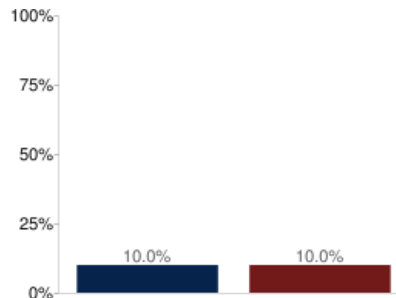
■ Industry: Finance, insurance and real estate



% of Participants Contributing Max

■ Your Answer

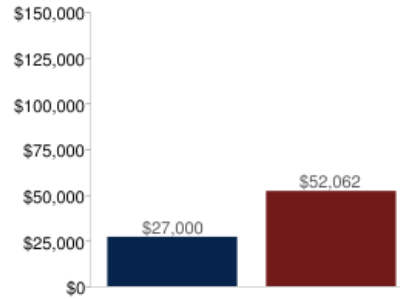
■ Industry: Finance, insurance and real estate



Client's Name: Joe Sponsor
Prepared by: Fred Advisor
 Phone: (404) 555-5555, Email: fred.advisor@yourfirm.com

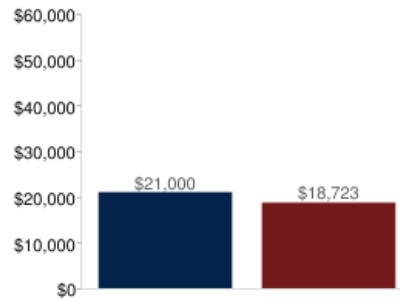
Average Account Balance (\$)

■ Your Answer
 ■ Industry: Finance, insurance and real estate



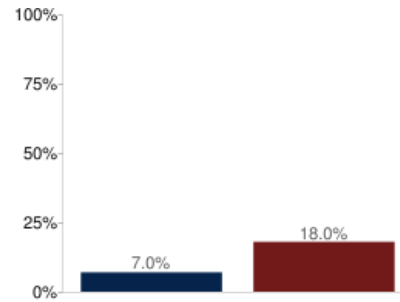
Median Account Balance (\$)

■ Your Answer
 ■ Industry: Finance, insurance and real estate



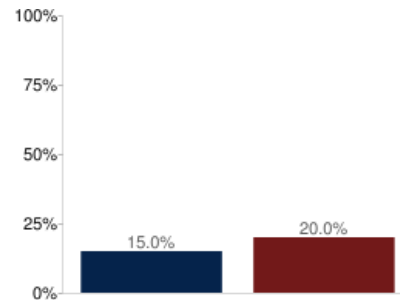
% of Participants with a Loan

■ Your Answer
 ■ Industry: Finance, insurance and real estate



% of Account Balance in Loan

■ Your Answer
 ■ Industry: Finance, insurance and real estate



Client's Name: Joe Sponsor

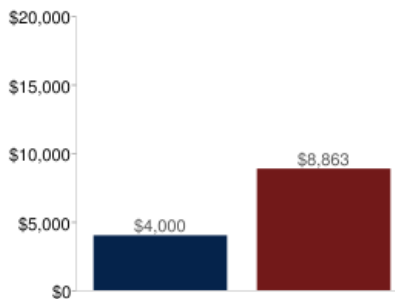
Prepared by: Fred Advisor

Phone: (404) 555-5555, Email: fred.advisor@yourfirm.com

Average Loan Amount (\$)

■ Your Answer

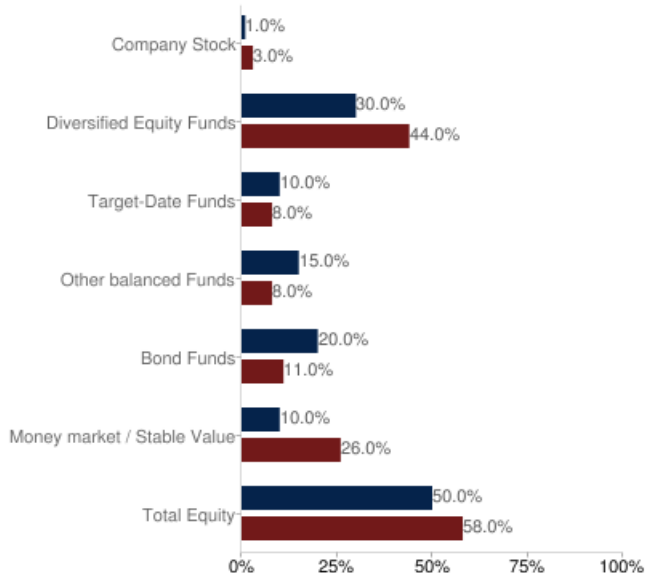
■ Industry: Finance, insurance and real estate



What percentage of your plan assets is allocated to:

■ Your Answer

■ Industry: Finance, insurance and real estate



Defined Contribution Plan Fee Benchmarking Report

(Your Logo Here)

Client's Name: Joe Sponsor
Prepared by: Fred Advisor
Phone: (404) 555-5555, Email: fred.advisor@yourfirm.com
Plan Size: \$26-50 Million
Industry: Finance, insurance and real estate

Advisor Input

Compliments of RidgeWorth Investments



This information is provided as general guidance on the subject covered and is not intended to be authoritative or to provide legal, tax, or investment advice.

Licensed Data Copyright © 2011, Fiduciary Benchmarks Insights, LLC. All Rights Reserved. No part of this report or the data it contains may be reproduced or used for commercial purposes without the prior written permission of FBI.

This tool has been developed using data provided by Fiduciary Benchmarks Insights, LLC. (FBI). FBI is a leading authority on fees, participant success measures, support and services for defined contribution plans. FBI maintains a database of current information for a large cross-section of retirement plans, using proprietary expert software to build comparisons. As a result, the Defined Contribution Plan Fee Benchmarking Report provides a useful comparison of plan fees. However it is important to also consider plan services when assessing fee reasonableness. Furthermore, a comprehensive plan benchmarking service, such as that provided by FBI, includes many additional factors that a fiduciary should prudently consider.

The information set forth in this report is for informational purposes only. FBI, its affiliates, business partners or service providers are not acting as an "Investment Advisor" as such term is defined in the U.S. Investment Advisers Act of 1940 and are not engaged in rendering legal, accounting, fiduciary or other professional services. You must independently determine how to use and interpret the information set forth in this report, including whether you need the assistance of any professionals to assist you in your interpretation of that information and, if so, the nature of professional assistance that you may need.

While FBI data has been chosen for this tool because of its quality and relevance, neither FBI nor RidgeWorth Investments guarantee the accuracy, adequacy, completeness, timeliness or continued availability of the methods, analysis or data used in this report and have no liability for any errors or omissions or for any action taken or not taken as a result of using this report. Neither FBI nor RidgeWorth Investments MAKE ANY WARRANTY, EXPRESSED OR IMPLIED, INCLUDING WITHOUT LIMITATION ANY WARRANTY OF MERCHANTABILITY OR FITNESS FOR A PARTICULAR PURPOSE OR USE OR ANY WARRANTY AS TO ANY RESULTS TO BE OBTAINED FROM USING ITS DATA OR ANY INFORMATION CONTAINED IN THIS REPORT. In no event shall FBI or RidgeWorth Investments be liable for any indirect, special or consequential damages in connection with any use of this report or any methods, analysis or information included therein or related thereto.

An investor should consider the fund's investment objectives, risks, and charges and expenses carefully before investing or sending money. This and other important information about the RidgeWorth Funds can be found in the fund's prospectus. To obtain a prospectus, please call 1-888-784-3863 or visit www.ridgeworth.com. Please read the prospectus carefully before investing.

©2011 RidgeWorth Investments. RidgeWorth Investments is the trade name for RidgeWorth Capital Management, Inc., an investment advisor registered with the SEC and the adviser to the RidgeWorth Funds. RidgeWorth Funds are distributed by RidgeWorth Distributors LLC, which is not affiliated with the adviser.